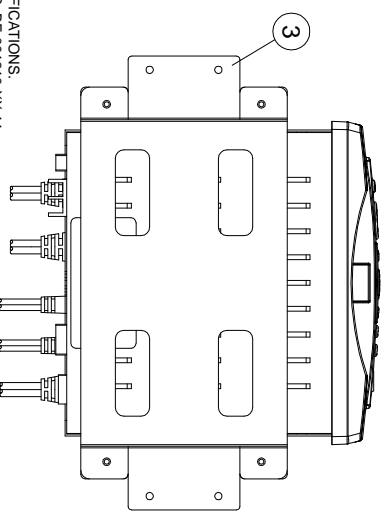
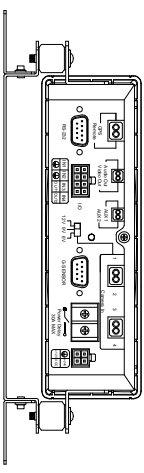
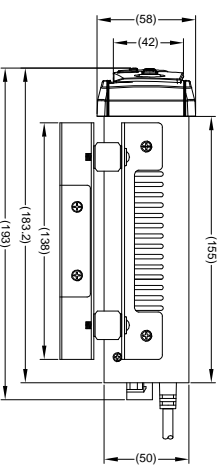
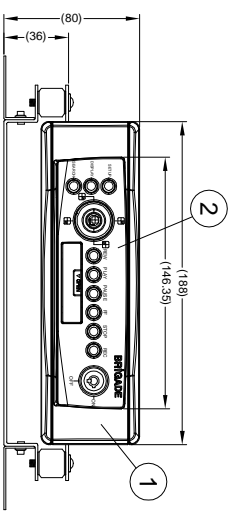
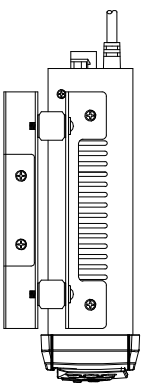
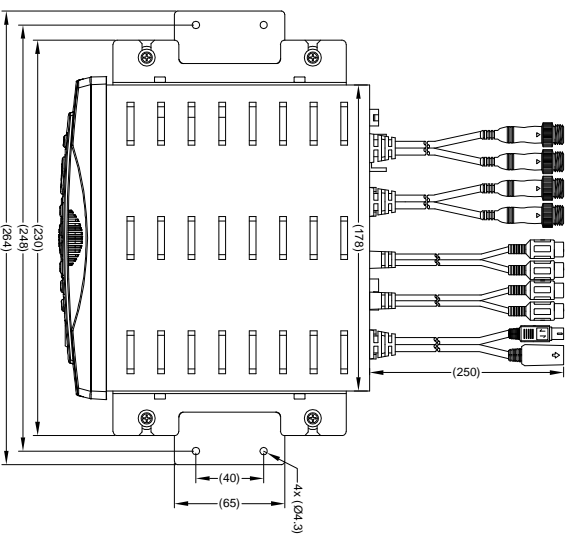
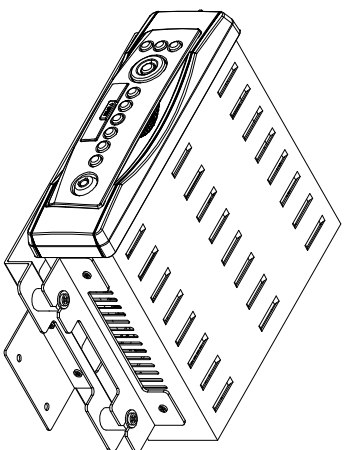


Revision Notes			
R1 UPDATE HDD VIEWER SOFTWARE TO V2.5.12 AND CADDY SOFTWARE VERSIONS TO V2.078 (ECR CR-A215)			
AP A: J SHIH - 12/04/13	Drawn: R BATES	Checked: M POTTER	Approved: G PLITH Date: 15/04/13
R2 UPDATE HDD VIEWER SOFTWARE TO V2.05.13 AND CADDY FIRMWARE VERSIONS TO V2.109 (ECR CR-A310)			
AP A: KENNY LIU	Drawn: A MINSHULL	Checked: R BATES	Approved: GUSTAF PLITH Date: 22/09/2014
R3 REVERT BACK TO HDD VIEWER SOFTWARE V2.05.12 (ECR-CR-A310 REV 1)			
AP A: KENNY 19/11/14	Drawn: A MINSHULL	Checked: RYAN BATES	Approved: GUSTAF PLITH Date: 25/11/2014



ITEM	STOCK CODE	QTY	DESCRIPTION
1	(2798A)	1	MDR-304A DOCKING STATION
2	(3881)	1	MCU-304A-500 MOBILE CADDY UNIT
3	(2917)	1	AVM-304 ANTI-VIBRATION MOUNT
4	(2920A)	1	CD-304A INSTALLATION CD (NOT SHOWN)
5	(2919A)	1	MDR-304A-IG INSTRUCTION MANUAL (NOT SHOWN)
6	(4059)	1	MDR-304A-FIX FIXING KIT & ACCESSORIES (NOT SHOWN)
7	(3755)	1	MDR-304-CG COLOUR GIFT BOX (NOT SHOWN)



- NOTES
1. FOR USE WITH HDD VIEWER VERSION 2.05.12.
 2. BLACK ANODIZED KEYHOLE DENOTES MDR-304A.
 3. REFER TO INSTRUCTION MANUAL FOR FUNCTIONALITY.
 4. REFER TO COMPONENT DRAWINGS FOR COMPONENT DETAIL.
 5. REFER TO COMPONENT PRODUCT SPEC FOR PRODUCT SPECIFICATIONS.
 6. FOR GIFTBOX LABEL REFER TO LATEST REVISION OF DRAWING: BE-001610-XX-11.

PROPRIETARY NOTICE

THIS DESIGN AND TECHNICAL INFORMATION APPEARING ON THIS DRAWING IS THE PROPERTY OF BRIGADE ELECTRONICS, AND IS DISCLOSED IN CONFIDENCE. IT IS NOT TO BE COPIED, REPRODUCED, REVEALED TO OR EXPLOITED BY OTHERS EITHER IN WHOLE OR IN PART WITHOUT THE EXPRESS WRITTEN CONSENT OF BRIGADE ELECTRONICS.

BRIGADE
www.brigade-electronics.com

 Third Angle		Assembly PI Approval J SHIH - 02/01/12		Approved by D. KERAI		Checked by M. BUTLER		Drawn by J. NEWMAN	
Angle of Projection		Status RELEASED		Units mm		Scale N/A		Released 21/03/12	
Part No 3880		MDR-304A-500		DVR-3065		BE-001634-03-11			

